




.zen.master


 A Zen Master Page defines the standard side columns for all pages that use it.


 Master page side columns can only be edited from this page.

 Use the Page Display Details option in the CONFIGURATION toolbar menu (the "gear") to toggle display of:

- Page Title
- Author, Last Edited
- Labels
- Comments

 Content in this middle column will not appear anywhere else. Your regular page contents will replace this center section.

 Use this center column to "park" sections you don't want to show on all pages, but don't want to delete yet.

 If you want to add images or other attachments to the columns on the master page, you must make sure to reference page they are attached to.

Please note: Due to a link editor feature in Confluence, you cannot display or link to attachments on the .zen.master page itself. Move the attachment to another page and link to it there.

For example, if you refer to attachments on another page, reference the page title in the link editor's Advanced tab, like so:

My Other Page^cute-puppies.gif

My Other Page^white-paper.pdf